


NEW MEXICO FLOODPLAIN MANAGERS ASSOCIATION




Elena Stewart
Dennis Chavez Elementary
Albuquerque

2015 FLOOD AWARENESS CALENDAR



MADISON LEE
DENNIS CHAVEZ ELEMENTARY
ALBUQUERQUE, NM




JACOB GANDARA
DENNIS CHAVEZ ELEMENTARY
ALBUQUERQUE, NM

Do you really know
how deep and fast
the water is?

Turn Around
Don't Drown

For important, life-saving information please visit
<http://tadd.weather.gov>



American Association of
Motor Vehicle Administrators



FOLLOW THESE SAFETY RULES

If flooding occurs, **get to higher ground**. Get out of areas subject to flooding. These include dips, low spots, canyons, and normally dry washes.

Avoid roads already flooded.

Road may be washed out under flood waters. **Turn Around Don't Drown** when you encounter a flooded road.

If heavy rain is forecast or occurring, move your camp site and vehicle away from streams and washes.

Be especially cautious when driving at night when it is harder to recognize flood dangers.

FLOODING AHEAD
TURN AROUND
DON'T DROWN

Many drivers over estimate their ability to navigate flooded roads, putting too much stock in their "heavy" vehicles.

In reality, most motorists **lose control** of their vehicles, including SUVs, in **just six inches of water**, while 18-24 inches of moving water will force a vehicle off the road.

The menace is buoyant force. When the buoyant force is greater than the vehicle's weight, the vehicle will move with the moving water.

Besides the buoyant force, erosion is another significant concern. Moving water is very powerful and can undermine the integrity of a road. A motorist will be unaware he is driving into a scoured out section of the road.

Forces on Vehicles From High Water

The car will be carried when:
Buoyancy Force **Greater Than** Vehicle Weight



There is no friction force once the vehicle is lifted off the road

Nearly half of all flood fatalities are vehicle related



New Mexico Floodplain Managers Association

P.O. Box 3924—Roswell, NM 88202
575-937-1691
nmfma@nmfma.org

If you have an interest in flood hazard awareness, mitigation, and disaster preparedness, please look at our website and plan to attend our next conference. You will be surprised at what we are accomplishing.

SPRING 2015 WORKSHOP/CONFERENCE—ALBUQUERQUE, NEW MEXICO

- ⇒ Conference Director—Curtis Cherne—ccherne@cabq.gov
- ⇒ Program Director—Loretta Hatch—pzadmin@bosquefarmsnm.gov

FALL 2015 WORKSHOP/CONFERENCE—RUIDOSO, NEW MEXICO

- ⇒ Conference Director—Curt Temple—ctemple@lincolncountynm.gov

2016 WORKSHOP/CONFERENCE—We are looking for host communities as well as Conference Directors and Program Directors.



Like us on Facebook




Join us on LinkedIn

Check out our Web Site: www.nmfma.org

NMFMA BOARD OF DIRECTORS AND COMMITTEE CHAIRS

CHAIR	David W Turk, CFM, GISP	dave.turk@urs.com
1ST Vice Chair	Michele Truby-Tillen, CFM	mtruby@sjcounty.net
2nd Vice Chair	Curt Temple, CFM	ctemple@lincolncountynm.gov
Secretary	Shawn Penman, CFM	spenman@edac.unm.edu
Treasurer	J.D. Padilla, CFM	jdpadilla@las-cruces.org
Region I Director	Nicole M Friedt, CFM	Nicole.Friedt@state.nm.us
Region II Director	Paul Dugie, P.E., CFM	pauld@donaanacounty.org
Region III Director	Joe B Barela, P.E., CFM	joeengineering@msn.com
Region IV Director	Mike Czosnek, CFM	mczosnek@socorrnm.gov
Executive Director	Grant Pinkerton, CFM	nmcfm@cableone.net
Conference Committee Chair	Mike Czosnek, CFM	mczosnek@socorrnm.gov
GIS Committee Chair	Eric Nemeth, CFM	eric.nemeth@urs.com
Training/Education Committee Chair	Jim Deangelo, CFM	jim.deangelo@urs.com

Unfloodable Girl



ELENA STEWART
DENNIS CHAVEZ ELEMENTARY
ALBUQUERQUE, NM

January 2015

Schedule of Events

Conferences

1/17—1/21
Int'l Low Impact Dev. Conf.
Houston, TX

Training

 FEMA EMI
<http://training.fema.gov/>

1/5—1/8
E157 Hazard Mitigation Commu-
nity Education and Outreach
(CEO) Specialist Qualifying
Course

1/5—1/8
E317 Comprehensive Data Man-
agement for HAZUS—MH

1/15
E162 HM Floodplain Manage-
ment in Disaster Operations

1/15
E165 Hazard Mitigation Insurance
in Disaster Operations

1/21—1/22
E276 Benefit-Cost Analysis: Entry
Level

Sun	Mon	Tue	Wed	Thu	Fri	Sat
				1 NEW YEARS DAY	2	3
4	5	6	7	8	9	10
11	12	13	14	15	16	17 Int'l Low Im- pact Dev. Conf. Houston, TX
18	19 Martin Luther King Day	20	21	22	23	24
Int'l Low Impact Dev. Conf. Houston, TX						
25	26	27	28	29	30	31



SUMMER SAIZ
ZIMMERLY ELEMENTARY
SOCORRO, NM

February 2015


Schedule of Events

Conferences

2/3—2/5
Stream Restoration Symposi
Stevenson, WA

2/23—2/25
Climate Leadership Conf
Washington, DC

Training

 FEMA EMI
<http://training.fema.gov/>

2/18—2/19
E274 National Dam Safety Pro-
gram Technical Seminar

2/18—2/19
E158 Hazard Mitigation Com-
munity Planner Specialist Qual-
ifying Course

2/23—2/26
E167 Core Principles for HM
HPA Specialists

2/23—2/26
E241 Cooperating Technical
Partners: Special Topics

Sun	Mon	Tue	Wed	Thu	Fri	Sat
1	2 GROUNDHOG DAY	3	4	5	6	7
		STREAM RESTORATION SYMPOSIUM Stevenson, WA				
8	9	10	11	12 LINCOLN'S BIRTHDAY	13	14 VALENTINE'S DAY
15	16 PRESIDENTS' DAY	17	18	19	20	21
22	23	24	25	26	27	28
	CLIMATE LEADERSHIP CONFERENCE Washington, DC					



MARTIN BACCA
ZIMMERLY ELEMENTARY
SOCORRO, NM

March 2015

Schedule of Events

Conferences

3/2—3/6
Research in the Watersheds
Charleston, SC
www.floods.org

Training

☔ [FEMA EMI](http://training.fema.gov/)
<http://training.fema.gov/>

3/5
E162 HM Floodplain Management in Disaster Operations

3/5
E165 Hazard Mitigation Insurance Operations

3/9—3/12
E273 Managing Floodplain Development thru the NFIP

3/30—4/1
E272 Managing the Floodplain Post-Disaster

Sun	Mon	Tue	Wed	Thu	Fri	Sat
1	2	3	4	5	6	7
	5th Interagency Conference on Research in the Watersheds Charleston, SC					
8 DAYLIGHT SAVING TIME STARTS	9	10	11	12	13	14
15	16	17 ST. PATRICK'S DAY	18	19	20	21
22	23	24	25	26	27	28
29	30	31				



Flood
Girl

ALIZAYA GONZALES
ZIMMERLY ELEMENTARY
SOCORRO, NM

April 2015

Schedule of Events

Conferences

4/14—4/17

NMFMA Spring Workshop
Albuquerque, NM
nmfma.org

4/19—4/23

Joint 5th Federal Interagen-
cy Hydrologic Modeling
(and)
10th Federal Interagency
Sedimentation Conference
www.floods.org

Training

 [FEMA EMI](http://training.fema.gov/)

<http://training.fema.gov/>

4/7—4/9

E180 Core Principles for
Hazard Mitigation Insurance
Specialist

4/7—4/9

E253 Introduction to Envi-
ronmental and Historic
Preservation Compliance

4/13—4/16

E241 Cooperating Technical
Partners: Special Topics

4/13—4/16

E313 Basic Hazus-MH

4/20—4/23

E167 Core Principles for HM
HPA Specialists

4/27—4/30

E278 NFIP/Community

Sun	Mon	Tue	Wed	Thu	Fri	Sat
			1	2	3 GOOD FRIDAY	4
5 EASTER	6	7	8	9	10	11
12	13 THOMAS JEFFERSON'S BIRTHDAY	14	15	16	17	18
19	20	21	22 ADMINISTRATIVE PROFESSIONALS DAY	23	24	25
26	27	28	29	30		

NMFMA SPRING WORKSHOP
Albuquerque, NM

Joint 5th Federal Interagency Hydrologic Modeling Conference
10th Federal Interagency Sedimentation Conference
Reno, NV



IRENE SALINAS
DENNIS CHAVEZ ELEMENTARY
ALBUQUERQUE, NM

May 2015

Schedule of Events

Conferences

5/31—6/5
2015 ASFPM Conference
“Mitigation on My Mind”
Atlanta, GA
www.floods.org

Training

☂ [FEMA EMI](http://training.fema.gov/)
<http://training.fema.gov/>

5/4—5/7
E194 Advanced Floodplain
Management Concepts

5/4—5/7
E279 Retrofitting Floodprone
Residential Bldgs

5/11—11/14
E291 Community Dam Safety,
Preparedness & Mitigation

5/27—5/28
E166 Hazard Mitigation: Pre-
liminary Damage Assessment

5/27— 5/28
E276 Benefit-Cost Analysis:
Entry-Level

Sun	Mon	Tue	Wed	Thu	Fri	Sat
					1	2
3	4	5 CINCO DE MAYO	6	7	8	9
10 MOTHER'S DAY	11	12	13	14	15	16 ARMED FORCES DAY
17	18	19	20	21	22	23
24	25 MEMORIAL DAY	26	27	28	29	30
24 2015 ASFPM Atlanta, GA	31					

2nd Place



MADISON LEE
DENNIS CHAVEZ ELEMENTARY
ALBUQUERQUE, NM

June 2015

Schedule of Events

Conferences

5/31—6/5

2015 ASFPM Conference

“Mitigation on My Mind”

Atlanta, GA

www.floods.org

Training

 [FEMA EMI](http://training.fema.gov/)

<http://training.fema.gov/>

6/1—6/4

E157 Hazard Mitigation Community Education and Outreach

6/1—6/2

E213 Unified Hazard Mitigation Assistance Application Review and Evaluation

6/1—6/4

E265 Advanced Methods of FEMA’s Historic Preservation Compliance

6/3—6/4

E214 Unified Hazard Mitigation Assistance Project Implementation and Programmatic Closeout

6/15—6/18

E317 Comprehensive Data Management for Hazus-MH

6/22—6/25

E273 Managing Floodplain Development thru the NFIP

Sun	Mon	Tue	Wed	Thu	Fri	Sat
	1	2	3	4	5	6 D-DAY
	2015 ASFPM Conference “Mitigation on My Mind” Atlanta, GA					
7	8	9	10	11	12	13
14 FLAG DAY	15	16	17	18	19	20
21 FATHERS’ DAY	22	23	24	25	26	27
28	29	30				



JOHANNA BABB
DENNIS CHAVEZ ELEMENTARY
ALBUQUERQUE, NM

July 2015

Schedule of Events

Training

☔ FEMA EMI
<http://training.fema.gov/>

7/27—7/30
 E172 Hazus-MH for flood

7/27—7/30
 E278 NFIP/Community Rating
 System

Sun	Mon	Tue	Wed	Thu	Fri	Sat
			1	2	3	4 INDEPENDENCE DAY
5	6	7	8	9	10	11
12	13	14	15	16	17	18
19	20	21	22	23	24	25
26 PARENT'S DAY	27	28	29	30	31	



ATIANA ARCHULETA
DENNIS CHAVEZ ELEMENTARY
ALBUQUERQUE, NM

August 2015

Schedule of Events

Training

☔ [FEMA EMI](http://training.fema.gov/)

<http://training.fema.gov/>

8/3—8/6

E282 Advanced Floodplain
Management Concepts II

8/3—8/6

E296 Application of Hazus-MH
for Risk Assessment

8/24—8/27

E284 Advanced Floodplain
Management Concepts III

8/24—8/27

E190 ArcGIS for Emergency
Managers

8/31—9/3

E278 NFIP/Community Rating
System

Sun	Mon	Tue	Wed	Thu	Fri	Sat
						1
2	3	4	5	6	7	8
9	10	11	12	13	14	15
16	17	18	19	20	21	22
23	24	25	26	27	28	29
30	31					

SENIOR
CITIZENS
DAY

September 2015

Schedule of Events

Training

 [FEMA EMI](http://training.fema.gov/)

<http://training.fema.gov/>

9/14—9/17

E216 Unified Hazard Mitigation Assistance: Application Review and Evaluation TTT

9/21—9/24

E218 Unified Hazard Mitigation Assistance: Project Implementation and Programmatic Closeout TTT

9/21—9/24

E273 Managing Floodplain Development thru the NFIP

Sun	Mon	Tue	Wed	Thu	Fri	Sat
		1	2	3	4	5
6	7 LABOR DAY	8	9	10	11	12
13 NATIONAL GRANDPARENTS DAY	14	15	16	17	18	19
20	21	22	23	24	25	26
27	28	29	30			



October 2015

Schedule of Events

[Conferences](#)

10/6—10/9

NMFMA Fall Workshop

Ruidoso, NM

nmfma.org

Sun	Mon	Tue	Wed	Thu	Fri	Sat
				1	2	3
4	5	6	7	8	9	10
		NMFMA FALL WORKSHOP Ruidoso, NM				
11	12 COLUMBUS DAY	13	14	15	16 BOSS'S DAY	17
18	19	20	21	22	23	24
25	26	27	28	29	30	31 HALLOWEEN



LANA URICH
DENNIS CHAVEZ ELEMENTARY
ALBUQUERQUE, NM

November 2015

Schedule of Events

Sun	Mon	Tue	Wed	Thu	Fri	Sat
1 DAYLIGHT SAVING TIME ENDS	2	3 ELECTION DAY	4	5	6	7
8	9	10	11 VETERANS DAY	12	13	14
15	16	17	18	19	20	21
22	23	24	25	26 THANKSGIVING DAY	27 PRESIDENTS' DAY (IN NEW MEXICO)	28
29	30					



December 2015

Schedule of Events

Sun	Mon	Tue	Wed	Thu	Fri	Sat
		1	2	3	4	5
6	7 PEARL HARBOR REMEMBERANCE DAY	8	9	10	11	12
13	14	15	16	17	18	19
20	21	22	23	24 CHRISTMAS EVE	25 CHRISTMAS DAY	26
27	28	29	30	31 NEW YEAR'S EVE		



JACOB GANDARA
DENNIS CHAVEZ ELEMENTARY
ALBUQUERQUE, NM

January 2016

Schedule of Events

Sun	Mon	Tue	Wed	Thu	Fri	Sat
					1 NEW YEAR'S DAY	2
3	4	5	6	7	8	9
10	11	12	13	14	15	16
17	18	19 MARTIN LUTHER KING DAY	20	21	22	23
24	25	26	27	28	29	30

Disaster Services—Your Family Disaster Plan

Disaster can strike quickly and without warning. It can force you to evacuate your neighborhood or confine you to your home. What would you do if basic services—water, gas, electricity or telephones—were cut off? Local officials and relief workers will be on the scene after a disaster, but they cannot reach everyone right away.

Families can—and do—cope with disaster by preparing in advance and working together as a team. Follow the steps listed below to create your family's disaster plan. Knowing what to do is your best protection and your responsibility.

4 Steps to Safety

1. Find Out What Could Happen to You

- ☛ Contact your local Red Cross chapter or emergency management office—be prepared to take notes.
- ☛ Ask what types of disasters are most likely to happen. Request information on how to prepare for each.
- ☛ Learn about your community's warning signals: what they sound like and what you should do when you hear them.
- ☛ Ask about animal care after a disaster. Animals are not allowed inside emergency shelters because of health regulations.
- ☛ Find out how to help elderly or disabled persons, if needed.
- ☛ Find out about the disaster plans at your workplace, your children's school or day care center, and other places where your family spends time.

2. Follow these steps to create your family's disaster plan

- ☛ Meet with your family and discuss why you need to prepare for disaster. Explain the dangers of fire, severe weather, and earthquakes to children. Plan to share responsibilities and work together as a team.
- ☛ Discuss the types of disasters that are most likely to happen. Explain what to do in each case.
- ☛ Pick two places to meet:
 - **Outside your home or a neighbors house, school, church, etc. in case of a sudden emergency, like a fire
- ☛ Ask an out of State friend to be your "family contact". After a disaster, it's often easier to call long distance. Other family members should call this person and tell them where they are. Everyone must know your contact's phone number.
- ☛ Discuss what to do in an evacuation. Plan how to take care of your pets.

3. Complete This Checklist

- ☛ Post emergency telephone numbers by phones (fire, police, ambulance, etc.)
- ☛ Teach children how and when to call 9-1-1 or your local Emergency Medical Services number for emergency help.
- ☛ Show each family member how and when to turn off the water, gas, and electricity at the main switches.
- ☛ Check if you have adequate insurance coverage.
- ☛ Get training from the fire department for each family member on how to use the fire extinguisher (ABC type), and show them where it's kept.
- ☛ Install smoke detectors on each level of your home, especially near bedrooms.
- ☛ Conduct a home hazard hunt.
- ☛ Stock emergency supplies and assemble a Disaster Supply Kit.
- ☛ Take a Red Cross first aid and CPR class.
- ☛ Determine the best escape routes from your home. Find two ways out of each room.
- ☛ Find the safe places in your home for each type of disaster.

4. Practice and Maintain Your Plan

- ☛ Quiz your kids every six months so.
- ☛ Conduct fire and emergency evacuation.
- ☛ Replace stored water every six months and stored food every six months.
- ☛ Test and recharge your fire extinguisher (s) according to manufacturer's instructions.
- ☛ Test your smoke detectors monthly and change the batteries at least once a year.

Basic Disaster Supplies

There are six basics you should stock in your home:

- [Water](#)

- [Food](#)

Note: Be sure to include a manual can opener.

- ☛ Ready-to-eat canned meats, fruits and vegetables
- ☛ Canned juices, milk, soup (if powdered, store extra water)
- ☛ Staples--sugar, salt, pepper
- ☛ High energy foods--peanut butter, jelly, crackers, granola bars, trail mix
- ☛ Vitamins
- ☛ Foods for infants, elderly persons or persons with special dietary needs
- ☛ Comfort/stress foods--cookies, hard candy, sweetened cereals, lollipops, instant coffee, tea bags

- [First aid supplies](#)

- | | |
|---|--|
| ☛ Sterile adhesive bandages in assorted sizes | ☛ Needle |
| ☛ 2-inch sterile gauze pads (4-6) | ☛ Tweeters |
| ☛ 4-inch sterile gauze pads (4-6) | ☛ Antiseptic |
| ☛ Hypoallergenic adhesive tape | ☛ Thermometer |
| ☛ Triangular bandages (3) | ☛ Tongue blades (2) |
| ☛ 2-inch sterile roller bandages (3 rolls) | ☛ Tube of petroleum jelly or other lubricant |
| ☛ 3-inch sterile roller bandages (3 rolls) | ☛ Assorted sizes of safety pins |
| ☛ Scissors | ☛ Cleansing agent/soap |
| ☛ Tweezers | ☛ Latex gloves (2 pair) & Sunscreen |

Non-prescription drugs

- ☛ Aspirin or non-aspirin pain reliever
- ☛ Anti-diarrhea medication
- ☛ Antacid (for stomach upset)
- ☛ Syrup of Ipecac (use to induce vomiting if advised by the Poison Control Center)
- ☛ Laxative
- ☛ Activated charcoal (use if advised by the Poison Control Center)

- [Clothing, bedding and sanitation supplies](#)

- [Tools](#)

- [Special items](#)

Keep the items that you would most likely need during an evacuation in an easy-to-carry container. Possible containers include a large, covered trash container; a camping backpack; or a duffel bag.

For more information:

<http://www.fema.gov>

<http://www.ready.gov>



NMFMA 2016 FLOOD AWARENESS CALENDAR CONTEST

Here's your chance to show off your talent, win cash and help New Mexican's with Flood Awareness. Just check the NMFMA web site for deadlines and other information.

<http://www.nmfma.org/>



Open to all New Mexico 3rd thru 6th grade students, public, private, parochial and home school.

Cash prizes awarded to the schools of students chosen for 1st—3rd places.

RULES:

- Use only 8.5 x 11 inch, white paper or poster board. Other sizes will not be judged.
- Must be students original artwork. NMFMA Flood Awareness Hero, Un-floodable Girl maybe reproduced and included in part of the student's artwork.
- No syndicated or copyrighted characters will be accepted.
- No computer aided or copy machine entries will be accepted.
- Reproducibility of the artwork will be a factor in the judge's decisions, so use contrasting and bright colors.
- All entries become the property of the New Mexico Floodplain Managers Association (NMFMA). The right to modify any poster for reproduction is reserved.
- Attach entrant information on the back of artwork; upper right hand corner.
(Student Name, Grade, School Name, Teacher, School Address, School Phone Number)



JANUARY



FEBRUARY



MARCH



APRIL



MAY




JUNE



JULY



AUGUST



SEPTEMBER



OCTOBER



NOVEMBER



DECEMBER



This project was funded through the Department of Homeland Security & Emergency Management (DHSEM) Preparedness Bureau and FEMA under the Community Assistance Program/State Support Services Element (CAP/SSSE) with the New Mexico Floodplain Managers Association (NMFMA) providing the cost share. All prizes awarded by NMFMA are separate from funding for the printing of the calendar and were provided solely by NMFMA. Points of view or opinions expressed in this document are those of the authors and do not necessarily represent the official position or policies of the NMDHSEM, FEMA or the U.S. Department of Homeland Security

